


Economics

Mrs. Barnosky
Thursdays 1-2:30pm EST

Economics Student Textbook
(3rd ed.) by BJU Press
[ISBN: 978-1-60682-956-1]



Talk to me!

1. bbarnosky@myfunscience.com
2. www.candlestarservices.com

Input = Output

You know those classes where you just show up and the teacher pours information into your brain? This is *not* that class! I will do everything in my power to make your learning easier – from study guides to automated quizzes, to fun simulations.

You, however, will need to step up... and keep up with your work load. If you come to class prepared, you'll get *much* more out of it!

Be present ~ attend class (or watch the recording)
Be diligent ~ work hard, don't just check boxes
Be active ~ log in regularly and participate fully
Be clear ~ communicate regularly with your classmates, your parents, and your instructor

This Introduction to Economics explores key principles of economics – from the grand sweep of national goals to the tough choices that individuals face daily. Students will discover the struggle for helpful regulation, discuss the value of Godly choices, and investigate issues relating to national economic policies. This textbook, and course, are Biblically rooted... but we also enjoy the diverse viewpoints that students from various cultures, countries, and communities bring to the table.

We *will* be using the Internet.
Be wise. Be accountable.
Parental supervision is strongly encouraged.

“Economics is a study of mankind in the ordinary business of life.” Alfred Marshall


Be Prepared

You will need a textbook, notebook, paper, writing implements, et cetera.

Come to class prepared:

- with your supplies
- ready to engage
- willing to focus
- with respect and kindness



 Quizlet?
flash cards?
printables?
activities?
games?

Join!





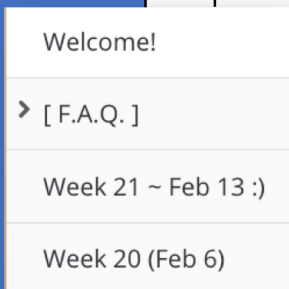
New for 2018 - 2019!

- ✓ More interactive activities
- ✓ Increased visual learning
- ✓ “Growth mindset” learning



PowerSchool Learning (PSL) Classroom

The asynchronous (anytime) components of our class are located within our PowerSchool Learning classroom. It is accessible 24/7, and includes a wealth of resources to encourage and inform student learning. If you’re chatting with an old timer, they might refer to PSL as “the Learning Management System formally known as Haiku.”



- The **Welcome** page contains a link to our classroom, announcements, and syllabus.
- The **FAQ** page hosts several resources. Just click on the “greater than” sign to expand.
- Weekly** pages contain a block summarizing all work expectations for the coming week. This is the “**one block to rule them all!**” Each page also contains the recording of our live class as well as links to that week’s videos, resources, assignments, assessments, and/or discussions. Often there’s “extra” material that’s available for further learning or fun.

Be sure to monitor your “**Gradebook**” tab! Your **settings** are in the upper right-hand corner :)

T.e.c.h.n.o.l.o.g.y T.o.o.l.s.

Adobe Connect

Our synchronous (live) class meetings will take place within Adobe Connect. We will meet for a single 90-minute class session each week. Attendance is optional but strongly encouraged. Live classes will include lectures, discussions, games, simulations, and both individual and group activities. The ability to interact with classmates and ask me questions in real-time? Priceless!

You need:

- Stable Internet connection (2-5 Mbps download speed minimum)
- Solid audio functionality (preferably with microphone)
- Flexibility (most glitches are easily solved with a Flash update or cache clearing)

Please be sure that your computer and Adobe Flash is up-to-date before classes begin. You can test your Adobe readiness at https://na1cps.adobeconnect.com/common/help/en/support/meeting_test.htm . If you have questions, concerns, or issues related to class meetings or login, please chat with Adobe Support at <https://helpx.adobe.com/adobe-connect/kb/connect-chat-support.html> or send an email to Shawn@myfunsience.com.



Syllabus revision date:
04-29-18

Fall 2018

Classes Start: *Week of August 20*
Fall Break: September 30 - Oct 6
Thanksgiving Break: November 18 - 24
Classes End: *Week of December 10*



Spring 2019

Classes Start: *Week of January 7*
Winter Break: February 17 - 23
Easter Break: March 31 - April 6
Classes End: *Week of April 29*

Absence? Illness?

Missing Class? No problem! That’s why I post the recordings. You are responsible for announcements and content. . . whether or not you are present for our live class meeting :)

Merriam-Webster defines an **emergency** as “is a serious, unexpected, and often dangerous situation requiring immediate action.” If you are stricken by illness or emergency, please have a parent contact me as soon as possible. I will offer what grace I can.


Vacations, part-time jobs, and busy schedules are *not* considered emergencies. Plan ahead and contact me *ahead of time* with specifics if you would like a schedule accommodation. I’ll do what I (reasonably) can.



Semester Scope & Sequence

Class 1 Ch1: What is Economics? (pp2-15)

Class
Class
Class
Class
Class
Class
Class
Class
Class
Class
Class
Class
Class
Class
Class
Class



“For God has not given us a spirit of timidity, but of power and love and discipline.”
2 Timothy 1:7

Most college classes include a formal, graded “**discussion**” component. . . and so does this one!

- ✓ Initial posts should be completed by **Monday**.
- ✓ All posts should be thoughtful.
- ✓ Responses should advance discussion.
- ✓ Do not leave your teammates hanging.
- ✓ Use your best spelling, grammar, and mechanics.
- ✓ Respect your fellow students.

Discussions are graded with their own, posted, rubric. Generally, you will earn an "A" for amazing work that exceeds expectations, "B" for a good job that fulfills all standards, "C" if you barely squeaked by, and “D” or “F” if you were clearly just phoning it in.

Grading Policies

- Tests -

There will be tests after class five (5), ten (10), and fifteen (15), as noted on our schedule. They will be *generously* timed and open for approximately three (3) days.

Don't panic! Just understand (and memorize) definitions. Study your notes. Practice your skills. Review your quizzes. . . and ask questions :)

There is also a special open-book "project-type-test" that will give you an opportunity to show your learning.

Academic Dishonesty

Every academic and professional environment takes issues of cheating and plagiarism *very* seriously.

Do not “Google” the test questions. Do not submit another person's work as your own. Do not paraphrase a resource and call that knowledge your own. Please refer to Plagiarism.org for more information.

If cheating or plagiarism has occurred, I will notify you and your parents and issue you a grade of zero on that assignment, assessment, or discussion. If cheating, or plagiarism, occurs again, *action will be taken which could include dismissal from the course.*

A (100-90) B (89-80) C (79-70) D (69-60) F (0-59)

Do I drop the lowest grade in each category?

Yes. Yes I do.



Homework Check

Before class each week you'll want to pre-read the assigned pages. *After* class you'll read it again... taking detailed notes and/or filling out your study guide.

As you read, you'll bump into “Section Review” questions. These are your homework questions. There are also “Chapter Activities” to print out and complete.

Be sure to check your homework questions, and your study guide, with my answer keys. Then *study* your vocabulary, and your notes, for mastery. Ask any questions that might come up.

Finally, take your **Homework Check**. This is a weekly (closed-book) quiz that covers the current week's work and is computer graded for immediate feedback.

Because these Checks are designed for you, they may be completed twice! In between, you should study, research, and shore up any weak areas. Your highest grade will stand. **You have until the day before the next class to take your quiz the first time.** *Don't delay!*

Once complete, you may use the password "review" in order to see your, and the correct, answers. Homework

Checks are a great way to review for a test or confirm that you're fully understanding the material!



YOUR GRADE

